

Customer Support Center

CustomFAQs Solutions Ltd.

Main Benefits

Improve Customer Service

- ✓ Support & access 24/7
- ✓ Single interaction point for self-service

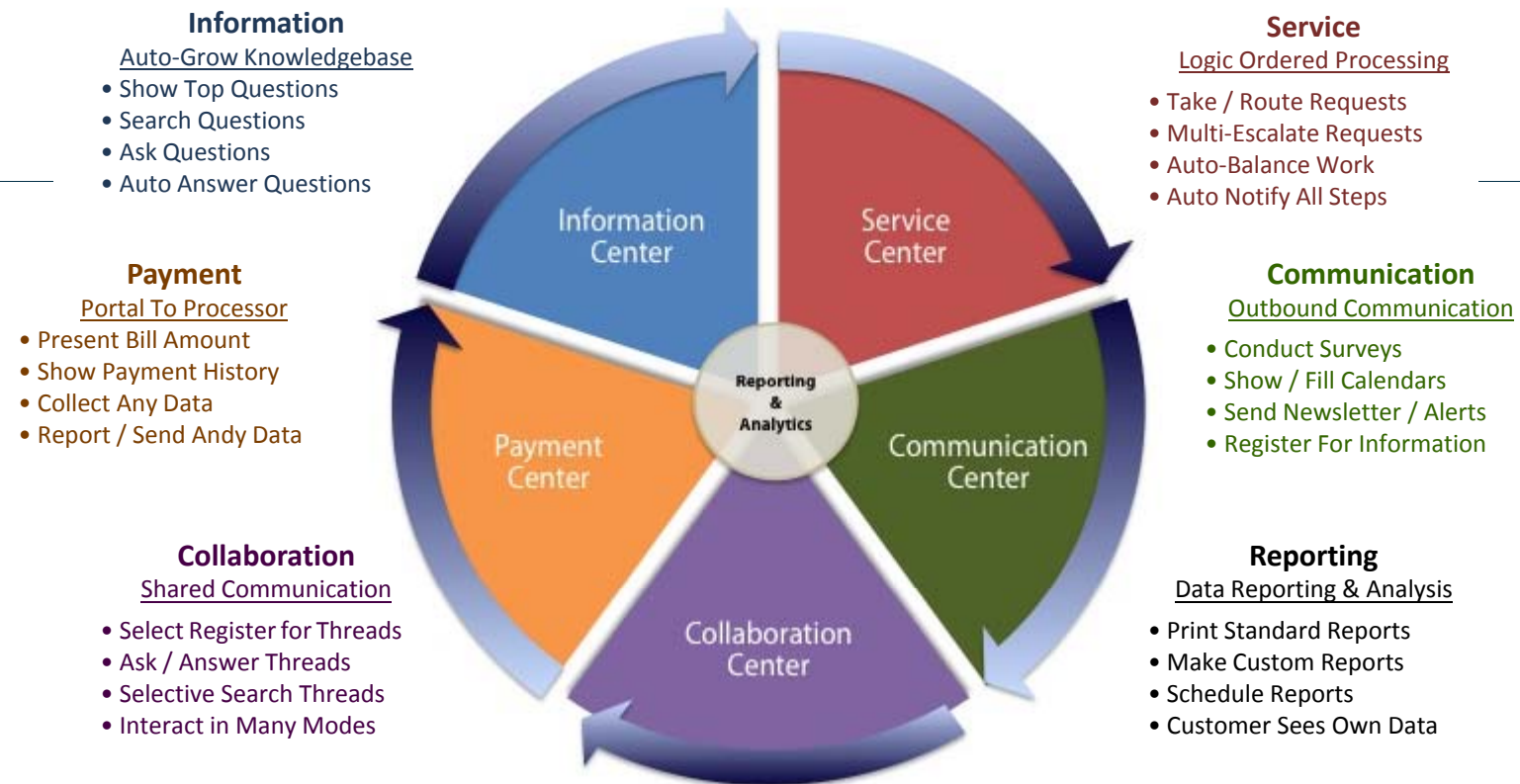
Easy to configure – easy to use

- ✓ Intuitive Configuration
- ✓ Up in Days – Not months
- ✓ 100% Customizable
- ✓ Free Support & Maintenance – Unlimited access to Customer Support Specialist

Save and gain productivity

- ✓ Single tool to collect, manage, and report
- ✓ Less call handling / document routing
- ✓ Immediate access to information
- ✓ Consistent service delivery
- ✓ Library of knowledge regardless of turnover

360° Support Center



Customized Support Home Page

Support Portal



- Admissions
- Programs
- Campus
- Calendar
- Helpdesk
- Library

Student Support Portal

 <h4><u>Find Answers</u></h4> <ul style="list-style-type: none">● Browse Frequently Asked Questions● Search for Answers	 <h4><u>Ask a Question</u></h4> <ul style="list-style-type: none">● Send a Question● Provide Feedback	 <h4><u>Submit a Request</u></h4> <ul style="list-style-type: none">● Request Transcripts● IT Request● More...	 <h4><u>Make a Payment</u></h4> <ul style="list-style-type: none">● Parking Tickets● Transcripts
 <h4><u>View Events</u></h4> <ul style="list-style-type: none">● View All Scheduled Events by Day, Week and Month	 <h4><u>Online Chat (OFF)</u></h4>	 <h4><u>Take a Survey</u></h4> <ul style="list-style-type: none">● Help Us Make the Portal Better!	 <h4><u>My Portal</u></h4> <ul style="list-style-type: none">● Review Your Questions and Requests● Update Your Account● Sign up to Receive Emails

Find Answers



Support Center

Main Category:

All Items

Sub Category:

All Items

Search for:

Search

Powerful Search

- Exact Phrases
- Synonyms
- Spelling suggestions
- Dynamic Ranking

< 1 2 3 4 5 > | Displaying Page 1 of 5

#	Description	Main Category
1	What does it mean to receive a Letter of refusal? yes you received a letter... Broward Community College offers programs for those students planning ...	ALL ITEMS

Detailed Answers



Support Center

[<< Back to Search Results](#)

How can I obtain an application for admission to Edqa College?

Answer:

Applications for admission are available through your high school guidance counselor. To obtain an application guide directly from the College, visit the Registrar's Office (H-128) at 900 S. Frontage Rd in Woodridge or call us at (630) 985-1300, ext 201, or email us at www.webqa.net

Attachments

[CF-EdQA-Brochure.pdf](#)

Main Category:

Undergraduate Admissions

Was this helpful?



[Send Feedback](#)



[E-mail](#)



[Print](#)

Detailed Answers

- HTML format
- Videos
- Links
- Attachments
- Related Answers

Ask a Question



Support Center

We want to hear from you!

* Your E-mail Address:

Main Category:

Sub Category:

* Question Detail:

CustomField:

Submit your question

- Assign to staff
- Send attachments
- Add custom fields

Auto-suggested Answers



Support Center

We want to hear from you!

Thank you

Please review the list below, your question may already be answered.

If you still need help, please click the "Confirm your Question" button below to send it to our support

- Suggests possible matches
- Reduces redundant questions

Confirm Your Question

#	Description	Sub Category
1	How can I obtain an application for admission to Edga College?	Applying
2	Appeal for Admission and Appealing a Decision	Applying
3	Offers of Admission	ALL ITEMS
4	Mature Applicants	Applying
5	Offer of Admission Deferrals	ALL ITEMS
6	Additional Admission Requirements	Applying
7	Ranking Applications	Applying
8	How to Apply	Applying
9	Applying as a Previous High School Applicant	Applying

Download Documents



Citizen Action Center

Category:

All Items

Sub Category:

All Items

Keywords:

Search

Description

Files

[How do I obtain a village sticker?](#)

[VehicleStickerApplication.pdf](#)

[Employee Handbook](#)

[EMPLOYEE_HANDBOOK.doc](#)

[How can I file a claim against the city?](#)

[cityhallclouds.jpg](#)



Make a Service Request



Support Center

Service Request Type:

IT Request

Description:

Hardware (Workstations, Laptops, Printers, etc), **Software** (Windows, Banner, etc),
Phones (New, Move, Cell, etc),
Accounts (Novell, Email, myOkanagan, etc),
Labs, Audio Visual Equipment, Networks

Contact E-Mail:

jp@customfaqs.com

Submit a Request

- Custom forms
- Account activation
- RMA Request
- Work order

* Summary of Request:

If the work location is different from your office location please give us detailed location information.

* Detailed Request Description

Please be as detailed as possible:

Need it by?:



Important Note:

Create Customer Profile



Support Center

We want to hear from you!

* E-mail Address:

First Name:

Last Name:

Student #:

Client ID:

Programs:



Country:



Submit your question

Capture Customer Profile

- required fields
- email validation
- custom fields
- set password
- create customer account
- pre-populate forms

Confirmation & Tracking



Support Center

We want to hear from you!









Reference No: W000478-061608

Contact E-Mail: test@customf.com

- Tracking Number
- Send prepared responses
- Personalized answer
- Assign staff

Additional Modules

Support Center


 <u>Find Answers</u> Browse Frequently Asked Questions Search for Answers	 <u>Ask a Question</u> Send a Question Provide Feedback	 <u>Submit a Request</u> Application Form Request an interview More...	 <u>Make a Payment</u> Fees & Tuitions Parking Permit Transcripts
 <u>View Events</u> View All Scheduled Events by Day, Week and Month	 <u>Download Files</u> Courses Synopsis Brochures More...	 <u>Take a Survey</u> Help Us Make the Portal Better!	 <u>My Student Portal</u> Review Your Questions and Requests Update Your Account Sign up to Receive Emails

Public Calendar

Survey

PDF Form Builder

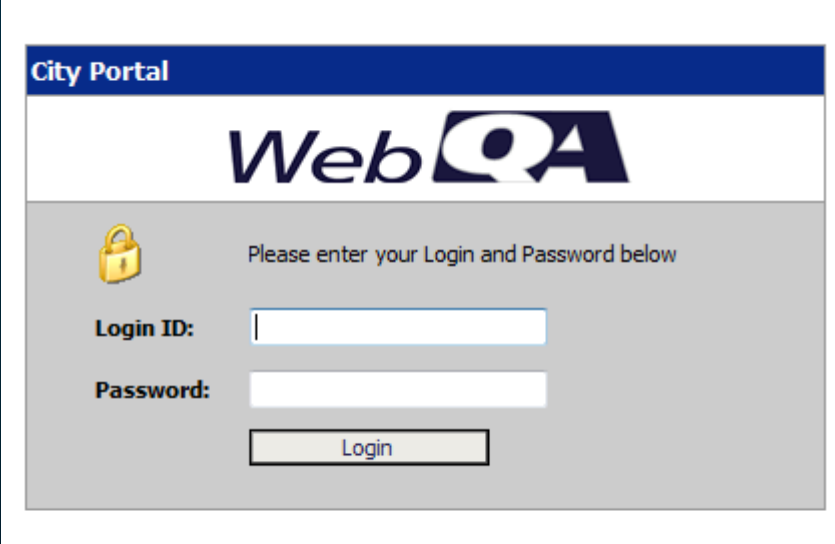
Payment Module

 **Frequently Asked Questions**

Administration – Staff View

The Administration Portal

- ✓ Track all Customer/Student/Citizens interaction
- ✓ Respond to Questions
- ✓ Check History
- ✓ Workflow to Notify Staff
- ✓ Assist Entry: Address Validation
- ✓ Integrate with GIS
- ✓ Report: Standard & Custom



The screenshot shows a login interface for the City Portal. At the top, there is a blue header with the text "City Portal". Below the header is the "WebQA" logo. A yellow padlock icon is positioned to the left of the instruction "Please enter your Login and Password below". There are two input fields: "Login ID:" and "Password:". Below the "Password:" field is a "Login" button.

Customized Staff Views

Views

- Views
 - Questions
 - All Questions
 - All Questions Assigned to My Department
 - All Questions Assigned to Me
 - All Questions Created by Me
 - All Open Activities Assigned to Me
 - Admissions Questions
 - Degree Programs
 - Open Questions
 - Answers
 - Requests
 - Payments

[Edit Views](#)

Search

Create

History

All Questions Go To Preferences Help Logout

[New Question](#) [Search](#) [Respond to Checked](#) [Update Checked](#) [Export](#) [Print](#) [Delete Checked](#)

<input type="checkbox"/>	Reference No	Summary ...	Status	Priority	Assigned ...	Assigned ...	Contact E-...	Update Date	Create Date
<input type="checkbox"/>	W000478-061608	Admission	New	Medium	Site Administrator	Staff2 Staff2	test@custo...	6/16/2008 7...	6/16/2008 7...

Intuitive Interface

- Custom Queues
- Custom Views
- Easy Access to all functions

Publish New Answers

Views

- Views
- Questions
- Answers
- Requests
- Payments

[Edit Views](#)

A000479-061608 - Admission Go To Preferences Help Logout

Details Additional Info Attachments (0) Notes (0) Related (0) History Rating Info

Save Cancel Add Note Copy Forward Print Delete Close

***Summary of Question**

What is the dead line for admission?

Question

What is the dead line for admission?

Answer

The dead line for next term is ...

Status
New

Priority
Medium

Assigned Dept
Site Administrator

Assigned Staff
Staff2 Staff2

Main Category
All Items

Sub Category
All Items

[Other Filters](#)

Visibility
To be approved

Start Date

End Date

Forced To Top

Publish New Answers


- Publish easily
- Add images
- Add attachments
- Publishing process
- Editor profile
- Expiration/Review Date

Search



Create















History

Customer History

 **Customers** Go To ▾ Preferences ▾ Help Logout

Details **History**

 Export  Close

	<u>Reference No</u> ▾	<u>Type</u>	<u>Description</u>	<u>Status</u>	<u>Update Date</u>	<u>Create Date</u>
	W000573-092908	Question	license	New	9/29/2008	9/29/2008
	W000564-092308	Question	license	New	9/23/2008	9/23/2008
	W000562-092308	Question	license	New	9/23/2008	9/23/2008
	W000453-080708	Question	dsafdsafa	New	8/8/2008	8/7/2008
	W000408-072408	Street needs to be plowed		Initiated	8/7/2008	7/24/2008
	W000407-072408	Street needs to be plowed		Initiated	7/24/2008	7/24/2008
	W000348-070808	Graffiti Abatement Request		Investigation Required	7/14/2008	7/8/2008
	W000307-061008	Problems With Street Sweeper		Completed	6/20/2008	6/10/2008
	W000258-050908	Question	Goose Complaint	New	5/9/2008	5/9/2008
	W000221-041608	Question	Staff Question	New	4/16/2008	4/16/2008
	W000208-041608	Street needs to be plowed		Completed	5/1/2008	4/16/2008
	W000207-041608	Street Lights Out		Completed	5/1/2008	4/16/2008
	W000206-041608	Tree in Road		Completed	5/1/2008	4/16/2008
	W000190-041508	Question	How to obtain a license?	New	4/16/2008	4/15/2008

Workflow / Escalation

[Create a new "Issue Created" rule](#) | [Create a new "Timed" rule](#) | [Adjust "Issue Created" rule priority](#) | [Adjust "Timed" rule priority](#)

All rules

Name	Trigger	Details		
<u>Route to Public Works</u>	new issue is created.	If Department is equal to Public Works Assign to a Department Public Works send e-mail to wrepole@anexsys.com	Delete	Disable
<u>24 Hour Rule</u>	24 hours have elapsed since the issue was created	If Priority is equal to Medium Update priority to High	Delete	Disable

November 2006

Sun	Mon	Tue	Wed	Thu	Fri	Sat
29	30	31	1	2	3	4
5	6	7	8	9	10	11
12	13	14	15	16	17	18
19	20	21	22	23	24	25
26	27	28	29	30	1	2
3	4	5	6	7	8	9

Regular work days
 Non-work days
 Holidays
 Requested off-days

Backup Staff:

Three types of workflow rules can be setup:

- Issue Based
- Time Based
- Status Change

Rules can update the value of fields such as priority or status, send emails, or assign issues to staff and departments. The workflow engine can accommodate work schedules and vacation days.

Intuitive Configuration

The screenshot displays a software interface with a 'Setup' menu. The main menu is on the left, and a dropdown menu is open on the right. A yellow callout box labeled 'Intuitive Configuration' points to the 'Setup' option in the dropdown menu.

Views

- Views
- Questions
- Answers
- Requests
- Payments

[Edit Views](#)

Search

Create

History

Setup

- Support Home
- Service Request
- Properties/Locations
- Question/Answer
 - Question Details
 - Answer Details
 - Filters
 - Custom Fields
 - Status List
 - Priority List
 - Visibility List
 - Activities
 - Setup - Workflow Rules
- Payments
- Customers
- Custom Fields
- E-mail
 - Configuration
 - E-mail Templates
 - E-mail Lists
 - POP Mailboxes
 - Mailbox Workflow
- General

Go To Preferences Help Logout

- Home
- QuickView
- Questions
- Answers
- Requests
- Properties/Locations
- Payments
- Customers
- Reports
- Groups
- Security
- Setup**
- Surveys
- QAssist Chat
- Ad Manager
- Message Center
- Event Calendar
- Downloads
- Tools
- Public Portal

Standard & Custom Reports

My Custom Reports

					Report Name	Description
					Pot holes	Pot hole locations
					Staff	Open Requests

Custom Reports

Shared Reports

Question and Answer System Reports

Request System Reports

Report Scheduler

		Report Name	Description
		Average Time to Close	Lists the average time to close for all requests closed during the specified date range.
		Average Time to Close Trend	A trend analysis report detailing the average time to close over the specified time period.
		Closed Requests by Assigned Department	Closed Requests by Assigned Department
		Closed Requests by Assigned Staff	Closed Requests by Assigned Staff
		Closed Requests by Custom Field	Closed Requests by Custom Field
		Closed Service Requests by Department with Preferred Communication	Returns Closed Service Requests within a Date Range
		Open Requests by Assigned Department	Open Requests by Assigned Department
		Open Requests by Assigned Staff	Open Requests by Assigned Staff
		Open Requests by Custom Field	Open Requests by Custom Field
		Open Service Requests by Department with Preferred Communication	Returns Open Service Requests within a Date Range
		Period Summary	Lists all requests created or closed during the specified date range.
		Request Map	Request Map
		SLA	Lists the Required Completion Date of All Requests

95 % Self-Service – \$\$\$ Savings

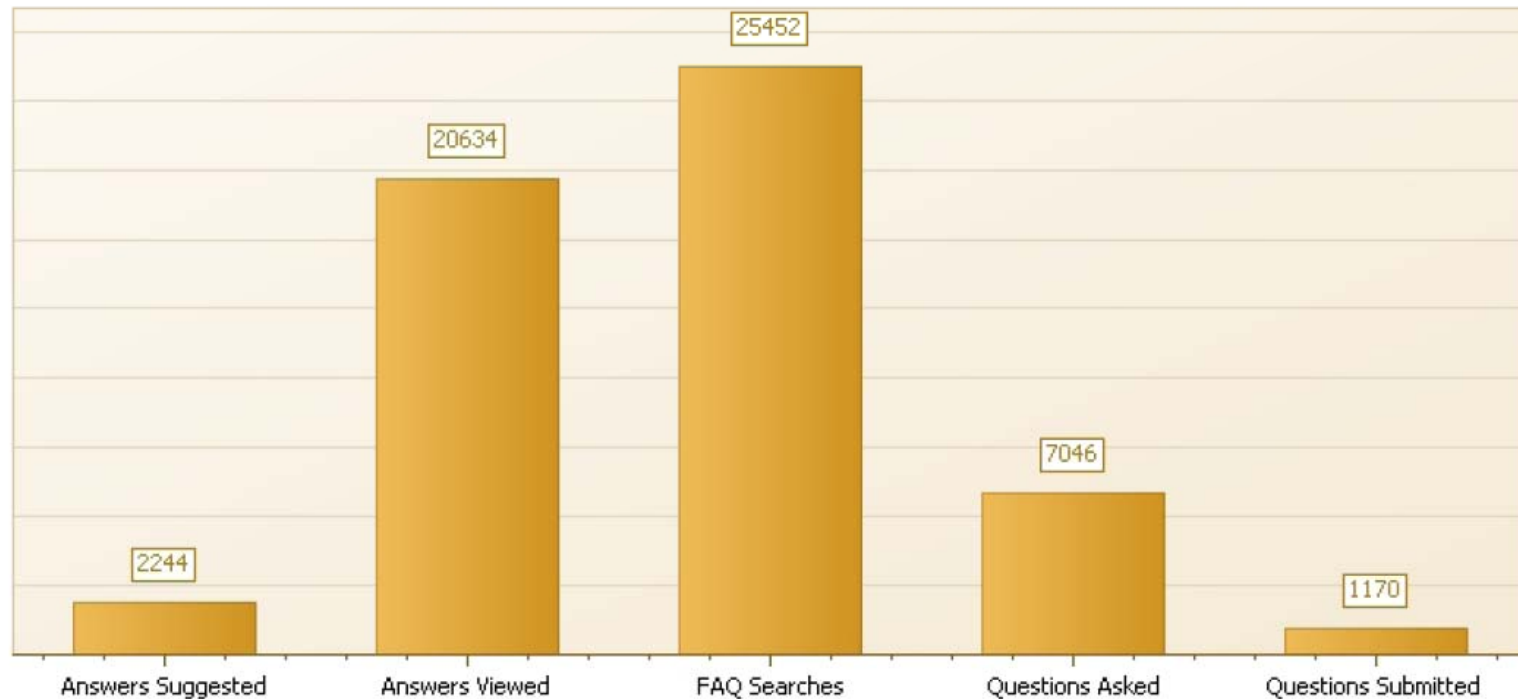
Between 12/31/2007 and 12/31/2008, 14400 visitors to your WebQA Action Center viewed 69900 pages. They reviewed 20634 answers and submitted 1170 questions. According to Gartner, email and phone inquiries cost an estimated \$4.50. Each request submitted online only costs \$.50. This results in a savings of \$4.00 for every question and request submitted online. Based on these statistics, your total savings for this period is \$97,533.00.

Savings Summary - 12/31/2007 - 12/31/2008

Answers Viewed - No Intervention:	\$92,853.00	Total Answers Viewed X \$4.50
Questions Submitted:	\$4,680.00	Questions Submitted X \$4.00

Total Savings: \$97,533.00

System Activity



Value Proposition - SaaS

- ✓ In an environment of tight budgets....
 - ... allows you to do more with less
- ✓ Based upon client-driven development....
 - ... So you experience the best in the industry
- ✓ Structured as Software-as-a-Service
 - ... Providing low cost with continual updates and backup
- ✓ Free Unlimited Access to Customer Service Specialist
 - ... Maximize Best Practices
 - ... Fixed Budget

CustomFAQs Solutions

- **300 + customers worldwide**
- **Over 80 million Questions/Requests handled**
- **Over 30 million end users served**

http://dev.mycusthelp.com/EDQADEMO/_cs/SupportHome.aspx

CustomFAQs Solutions Ltd. - Tel : (604) 736 4655 – email: Info@customfaqs.com